



MAXNET®

Overview Passive Products

Features

- Fully integrated platform (passives and actives available)
- High quality RF performance (5 MHz -1 GHz)
- High density (up to 18 passive modules or nine active modules)
- Passive modules include: Splitters, combiners, DCs, filters, plug-in pad and EQ module and custom modules
- Front access to pads and EQs
- Test point monitoring
- Multiple chassis configurations
- Variety of cable management solutions
- Color-coded, surge protected modules
- F Connector
- F Terminator
- Predetermined unused ports can be terminated at factory
- 100% quality control

Passive Module Configurations

- DC
- Dual 2-way
- Triple 2-way
- 4-way
- Dual 4-way
- 8-way
- 16-way
- Filters
- Plug-in pad and EQ modules
- Custom modules

Active Modules Available


- Amplifiers
- Power supplies
- RF detector/switch
- A/B switch



Patented
U.S.# 6,842,348;
Cdn.# 2,404,844

5RU Standard RF Chassis
(front view)

**D3.1/CCAP™
Compliant**



**MN5T Front Mount Chassis
with Cable Management Tray**
(rear view)




**MN5E Front Mount Chassis
with Cable Management Ears**
(rear view)




MN3 3RU Passive Chassis
(front view)



**MN5R Rear Mount Chassis
with 1RU Cable Management
Tray** (front view)



MN5BA Active Chassis
(front view)



**MN1 Front Mount Chassis
with Cable Management Bar**
(front and rear views)

MAXNET® is a registered trademark of ATX in the United States and/or other countries. Products or features contained herein may be covered by one or more U.S. or foreign patents. Other non-ATX product and company names mentioned in this data sheet are the property of their respective companies.

© 2019 by ATX Networks Corp. and its affiliates (collectively "ATX Networks Corp."). All rights reserved. This material may not be published, broadcast, rewritten, or redistributed. Information in this document is subject to change without notice.
Rev. 10/19 (ANW0542)



ATX Networks

Tel: 289.204.7800 | Toll-Free: 866.YOUR.ATX | support@atx.com

MAXNET®

Overview Active Products

Active Chassis

- Allows for a high density, fully integrated rack mount RF Management system
- Accepts active, passive and filter modules
- Hot-swappable, plug-in power supplies and amplifier modules eliminates requirements for additional power distribution bars or cables
- Can accommodate up to 18 passives modules or nine active modules



Patented
U.S.# 6,842,348;
Cdn.# 2,404,844

5RU Active RF Chassis
(front view)

**D3.1/CCAP™
Compliant**



MN3 3RU Passive Chassis
(front view)

Remote Powered Active Chassis

- Accepts two independent 24 VDC power sources; fused and diode isolated inputs
- Accepts active, passive and filter modules
- Contacts open on loss of 24 VDC
- Rear power indication LED

**MN5BAR
Remote Powered
Active Chassis**
(rear close-up view)



MN5B Standard Chassis
(front view)

Amplifiers

- Hot-swappable amplifiers in a variety of technology offerings: GaAs PD, Si PP/PD and GaAs IC
- Variety of amplifiers for any application: forward combining, forward dual hybrid, high gain, QAM narrowcast, and return applications
- Front access test point(s)
- Removable front cover allows access to plug-in pads, EQs and filters while unit is installed in the chassis
- Front panel LED power indicator
- F and BNC connector and terminator options
- Predetermined unused ports can be terminated at factory



Amplifier

Power Supplies

- 24V, 3.6 A hot-swappable, plug-in power supplies; typically power up to eight MAXNET® amplifier modules
- 110/220 VAC or - 48V with redundancy capabilities
- 24V output on rear of power supplies facilitates daisy chain powering of other MAXNET chassis
- Redundant remote powering unit (+24 VDC)
- Remote powering unit facilitates daisy chain chassis powering or chassis powering from independent power supply sources
- Front panel LED power indicator
- Front voltage test point
- Form "C" relay contact indicates power failure



RF Detector/Switch

- Allows for redundant configuration of RF amplifiers or operates as an RF Detector A/B Switch
- Switch status indicated via front panel LED and rear terminal block relay contact
- Front panel bar graph display provides indication of RF power level as well as switch threshold level
- Optimized isolation between primary and secondary paths (>70 dB to 1 GHz)
- Optimized switch time (<10ms)
- Minimized insertion loss (<2 dB to 1 GHz)



Dual A/B Switch

- Two A/B switches in one module
- Local and remote switching capabilities
- Switch status indicated via front panel LED and rear terminal block relay contact
- Optimized isolation (>58 dB to 1 GHz)
- Minimized insertion loss (0.8 dB at 1 GHz)



MAXNET® is a registered trademark of ATX in the United States and/or other countries. Products or features contained herein may be covered by one or more U.S. or foreign patents. Other non-ATX product and company names mentioned in this data sheet are the property of their respective companies.

© 2019 by ATX Networks Corp. and its affiliates (collectively "ATX Networks Corp."). All rights reserved. This material may not be published, broadcast, rewritten, or redistributed. Information in this document is subject to change without notice.
Rev. 10/19 (ANW0534)



ATX Networks

1-501 Clements Road West, Ajax, ON L1S 7H4 Canada
Tel: 289.204.7800 | Toll-Free: 866.YOUR.ATX | support@atx.com