

# COMMSCOPE DR3250N

## DUAL DIGITAL RECEIVER (5-100 MHZ PASSBAND)

The DR3250N Dual Digital Receiver utilizes COMMSCOPE's state-of-the-art digital reverse technology to receive 5–100 MHz RF signals. Its capabilities allow deployment of compact and robust high speed digital broadband systems. COMMSCOPE's DR3250N receiver interfaces with the BP3100C-00 Optical Receiver Back Plate, enabling up to eight digital receivers (two receivers per module) to be installed in four adjacent module slots of COMMSCOPE's 3RU CH3000 chassis. A total of 24 receivers (12 DR3250N modules) and three associated BP3100C back plates can be installed in each chassis, while supporting redundant power supplies.



- High packaging density, two receivers per single width, full-depth module
- Single channel link mode or dual channel "2-fer" link modes, selectable via software user interface
- High RF output: (-32 dBmV/Hz typical)
- Superior noise performance
- RF output level is independent of optical input power and provides output level stability in alternate routing applications
- Front access -20 dB test points
- Hot plug-in/out
- Local and remote status monitoring
- Occupies one full-depth slot



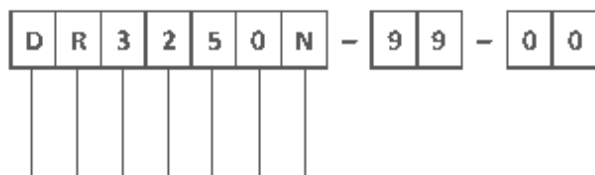
## SPECIFICATIONS

PHYSICAL		ENVIRONMENTAL	
Dimensions	13.0" D x 4.3" H x 1.0" W (3RU) (33 cm x 11 cm x 2.5 cm)	Operating temperature range	-20° to +65°C (-4° to 149°F)
		Storage temperature range	-40° to +85°C (-40° to 185°F)
Weight	1.6 lbs(0.72 kg)	Humidity	5% to 95% non-condensing
OPTICAL INTERFACE		ELECTRICAL (RF PATH – EACH CHANNEL)	
Optical connectors	LC/UPC in SFP (on RR40xx in Back Plate BP3100C-00)	Passband	5-100 MHz
ELECTRICAL INTERFACE		Frequency response	± 0.5 dB
Main RF outputs (each channel)	F-type female connector (on Back Plate BP3100C-00)	Nominal output level	-32 dBmV/Hz with 5-100 MHz loading and -63 dBmV/Hz input to digital transceiver
Output test points (each channel)	G-type female connector (front panel, -20 dB)	Output RF level adjustment range	0-26 dB (0.5 dB increments) (-58 dB for diagnostic)
GENERAL		Output return loss	18 dB min
Hot plug-In/Out		OPTICAL (BP3100C-00 WITH RR40XX SFP RECEIVER)	
		Wavelength	1263.5 - 1617.5 nm
		Input return loss	27 dB
Manual gain alignment		Optical power input range	(see RR40xx Data Sheet)

POWER REQUIREMENTS	
Input voltage	12 VDC (provided via chassis mid-plane connection)
Power consumption	10.2 W (excluding 2.1 W power feed to 1/4 of a BP3100C-00 and SFPs)

## ORDERING INFORMATION

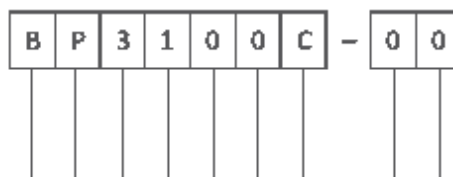
### Module Part Number



Dual Digital Receiver 5-100 MHz

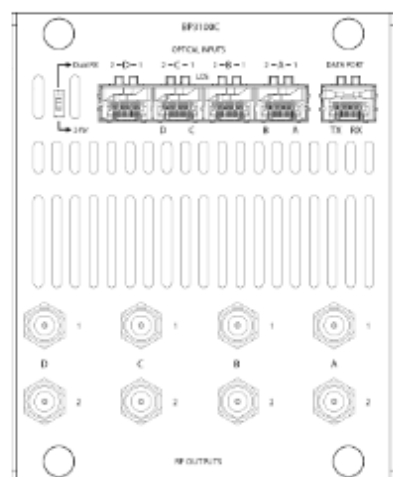
### Module Back Plate

*(Back plate and RR40xx SFP Receiver must be ordered separately.)*



Optical Receiver Back Plate

### Module Back Plate



Each back plate accommodates up to four DR3250N receiver modules.

Model BP3100C-00