



FiberChek™ Probe Microscope

The essential fiber tool for every technician!

The FiberChek probe builds on industry-leading Viavi expertise in fiber inspection to deliver an all-in-one handheld for technicians at every skill level. Meeting all fiber-inspection needs with built-in image viewing, auto-focus, pass/fail analysis, and result storage and recall, the FiberChek probe completely automates inspection workflows to ensure fast and accurate performance. Used alone or connected to other devices (WiFi, Bluetooth, USB), the FiberChek probe is the essential fiber tool for every technician.

Fully Autonomous Inspection with an All-in-One Solution

With FiberChek, technicians get a complete fiber-inspection solution in the palm of their hand. There is no need to connect to other devices to inspect, test, or store. All of those capabilities, and more, are already built into the FiberChek probe.

- An integrated touch-screen display shows live images and analysis results with easy navigation
- With automated end-face analysis built-in, FiberChek lets technicians test and certify to industry standards at the push of a button
- Easily navigate and select your desired acceptance criteria including IEC-61300-3-35 standards or customer-specific requirements
- Store, name, and recall test results directly on the instrument



Benefits

- Achieve fully autonomous inspection with an all-in-one solution
- Automate inspection workflows
- Ensure accurate and fast test performance
- Easily access connections anywhere
- Connect with other Viavi instruments and mobile devices

Features

- Integrated touch screen with live fiber viewing
- Auto-center
- Auto-focus
- Built-in fiber end-face analysis
- User-selectable acceptance profiles
- Stores results on device or exports
- Connects via Bluetooth, WiFi, and USB

Automate your Inspection Workflow with the Press of a Button

Contaminated connectors are the #1 cause for troubleshooting in optical networks. Maintaining best practices with an Inspect Before You Connect workflow is essential, but without the right tools, it is difficult and time consuming. FiberChek eliminates these challenges by fully automating every detail of the inspection workflow. Give your technicians the capabilities to work Fiber Smart!

1. Find the fiber.
2. Focus the image.
3. Analyze the fiber end face.
4. Record the results.




Test any Connector in any Location

Fiber connections are everywhere. Unfortunately, some places are harder to access than others. At Viavi, it's our goal to ensure that technicians can maintain best practices everywhere in their network, regardless of the location, accessibility, or connector type. Inspect Before You Connect (IBYC) is recognized throughout the world as the best practice to ensure clean fiber connections.

FiberChek ensures that IBYC is easy and routine, letting technicians:

- Climb towers, poles, etc.
- Reach overhead raceways
- Access high-density patch panels and tray systems
- Check multi-fiber ribbon connectors
- Test connectors on cards and circuit boards



And, it supports all existing FBPT inspection tips such as standard, long reach, ribbon, 60-degree angled, and many more. Technicians leverage their existing tips with no new investment!



Standard tips



Long reach tips



Ribbon tips



60-degree angled

Integrate with Viavi Test Devices

As an all-in-one inspection solution, the FiberChek probe rarely needs to connect to other devices. However, many technicians already use other devices as part of their testing and do not want to disrupt their existing workflows. That's why FiberChek integrates with other Viavi test devices to significantly improve productivity when you use them together. FiberChek can function independently of another test device, saving time by letting technicians test their next ports while an existing test is still in process.

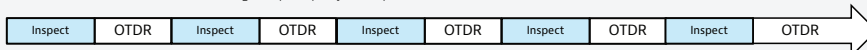


Connectable Viavi devices include: SmartClass™ Fiber family, T-BERD®/MTS family, OneExpert™ (ONX) family, CellAdvisor®, Certifier40G™, and MP-60 optical power meter

Increase productivity — when connected to other Viavi test instruments, such as an OTDR, technicians can inspect the next port while an OTDR test is in progress, eliminating the inspection time from the test workflow.

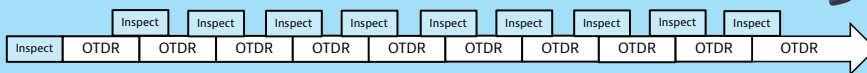
Typical Workflow with a Standard Probe

1. Inspect a port with the probe connected to an OTDR (store result).
2. Connect the OTDR and start a test on the port you just inspected.
3. Once the test is complete, inspect the next port with the probe connected to the OTDR (store result).
4. Connect the OTDR and start testing the port you just inspected.



Faster Workflow with a FiberChek Probe

1. Quickly inspect a port with FiberChek (store result).
2. Connect the OTDR and start a test.
3. While the OTDR test is in process, use FiberChek to inspect your next port (and store result).
4. Move the OTDR to the port you just inspected.

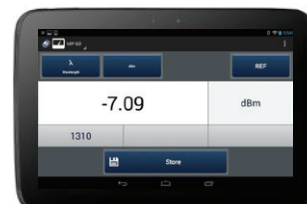


Host an MP-60 power meter — inspection and power measurement are perhaps the two most commonly performed fiber tests. With FiberChek connected to an MP-60, technicians can inspect a port, gather OPM readings, store all results, and then generate an integrated report that includes both inspection results and OPM readings.



Standalone Operation

1. Collect inspection results from FiberChek Probe.
2. Connect an MP-60 directly to FiberChek Probe.
3. View on the FiberChek screen.
4. Store results.
5. Export results to an external device.



Integrated with FiberChekMOBILE

1. Collect inspection results from FiberChek Probe.
2. Store results on an external device.
3. Collect OPM measurements from an MP-60.
4. Store results on an external device.
5. Integrate together with FiberChekMOBILE.

Leverage Your Mobile Device for Added Test and Inspection Benefits

Mobile devices are essential for technicians to do their jobs effectively. From handling service calls and managing job tickets to sending test reports and storing results in the cloud, technicians rely on their smartphones, tablets, and PCs to get the job done quickly. Leveraging a technician's mobile devices as part of the fiber inspection and test workflow is critically important. That's why FiberChek integrates seamlessly with:

- Android (with FiberChekMOBILE™ for Android)
- iPhone and iPad (with FiberChekMOBILE for iOS)
- Windows tablets/PCs/laptops (with FiberChekPRO™)

Technicians can inspect end-face quality, measure optical power, and certify fiber connectors to industry standards right on their FiberChek-connected mobile device. In addition, they can leverage their mobile device to:

- Export results
- View live images and operate controls from the mobile device
- Manage and recall stored results
- Generate certification reports
- Share results and reports via e-mail or cloud storage
- GPS tag the location of each test
- Input test information via a full keyboard or voice-to-text dictation



Reading FiberChek probe results on a smartphone



Ordering Information

Description	Part Number
FiberChek probe, case, FBPT-U25M, tip case	FIT-FC-KIT1
Kit: FiberChek probe, case, FBPT-LC, FBPT-SC, FBPT-U12M, FBPT-U25M, tip case	FIT-FC-KIT2
Kit: FiberChek probe, case, FBPT-LC, FBPT-SC, FBPT-SC-APC, FBPT-U12M, FBPT-U25M, FBPT-U25MA, tip case	FIT-FC-KIT3
FiberChek case	FBPP-SCASE3
Rugged MicroUSB cable	FBPP-DPAC7
OTG cable	FBPP-DPAC8
FiberChek holster	FCPP-CHP1

Visit www.viavisolutions.com for more information, vendor endorsements, and product videos.



Contact Us **+1 844 GO VIAVI**
(+1 844 468 4284)

To reach the Viavi office nearest you,
visit viavisolutions.com/contacts.

© 2016 Viavi Solutions Inc.
Product specifications and descriptions in this document are subject to change without notice.
fcprobe-microscope-pb-fit-nse-ae
30179664 000 0316